

Bertel Diamond

By TrendSetter Veres Zsuzsa-Vezsuzsi

Copyright 2018 © Starman, Inc. & Artist. Not licensed for digital distribution.
Promotional use only—no resale of instructions permitted. Version 2.1

STARMAN
TRENDSETTERS

DESIGNER COMPONENT SERIES

BEAD A VERSATILE COMPONENT

Create dimensional components for earrings, bracelets, and necklaces with Matubo GEMDUOs, CzechMates® Diamonds™, and TOHO® Rounds.

ABOUT THE ARTIST: VERES ZSUZSA-VEZSUZSI

Designer and Teacher Who Uses Colorful Tiny Beads to Push Her Creativity and Spatial Awareness



I'm a Hungarian full-time bead jewelry designer and teacher who lives in Austria. Originally a leatherworker, I stitched my first jewelry in 2007 and I've been a beading addict ever since. I am inspired by colors, shapes, beads, experiences, films, and friends, plus beautiful new bead shapes and base materials. My favorite projects are beaded beads and pendants. My husband is a graphic designer and, with his help, I have made nearly 550 patterns over the years that even a beginner can follow. I have two children.

Visit www.beadsbyvezsuzsi.etsy.com.

COLORWAYS—Pendant: Matubo GEMDUOs Polychrome - Pink Olive (379-85-94106); CzechMates Diamonds Metallic Suede - Dk Blue (398-46-79032); TOHO Rounds 15" PermaFinish - Galvanized Sweet Blush (TR-15-PF552); TOHO Rounds 11" PermaFinish - Galvanized Golden Fleece (TR-11-PF592); TOHO Rounds 8" Hybrid ColorTrends Metallic - Airy Blue (TR-08-YP50011). **Rosegold Earrings:** Matubo GEMDUOs Opaque White (379-85-0300); CzechMates Diamonds ColorTrends Saturated Metallic Blooming Dahlia (398-46-05A07); TOHO Rounds 15" PermaFinish - Galvanized Starlight (TR-15-PF557); TOHO Rounds 15" PermaFinish - Galvanized Sweet Blush (TR-15-PF552); TOHO Rounds 11" PermaFinish - Galvanized Golden Fleece (TR-11-PF592); TOHO Rounds 8" PermaFinish - Galvanized Almond (TR-08-PF593). **Blue Earrings:** Matubo GEMDUOs Opaque White (379-85-0300); CzechMates Diamonds Metallic Suede - Blue (398-46-79031); TOHO Rounds 15" PermaFinish - Galvanized Starlight (TR-15-PF557); TOHO Rounds 15" Semi Glazed Rainbow - Soft Blue (TR-15-2636F); TOHO Rounds 11" PermaFinish - Galvanized Golden Fleece (TR-11-PF592); TOHO Rounds 8" Hybrid ColorTrends Metallic - Airy Blue (TR-08-YP50011).

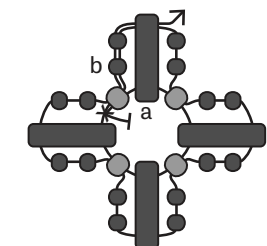
INSTRUCTIONS

1. a) On 1 yd of thread, add E, A; repeat three times, leaving a 5" tail. Tie a knot against the tail to form a ring. Pass through the first E added.
b) Add two C; pass through the open (outside) hole of the next A. Add two C; pass through the next E. Repeat this step three times. Pass through the first two C, A (outside hole).
2. Note: Add all B with the faceted side faceup. Use tight tension and make sure the C and E sit on top of the B; the A will dome. Add B-Right and pass through the outside hole of the next A; repeat three times. Pass through the first B-Right added.
3. Flip the beadwork facedown. Note: Pass through the same (inside) holes of the B used in Step 2 and add the F on top of the A. Add F and pass through the next B; repeat three times. Pass through the first F added.
4. Add four D; pass through the open (outside) hole of the next B. Add four D; pass through the next F. Repeat this step three times. Pass through the first four D.
5. Flip the beadwork faceup. Add E, F, E; pass through the next three D. Add F; skip over the next D, F, D and pass through the next three D. Repeat this step three times. Pass through the first E, F, E.
6. Add three D; pass through the next side F. Add three D; pass through the next corner E, F, E. Repeat this step three times. Tie off.
7. **Component jewelry ideas:**

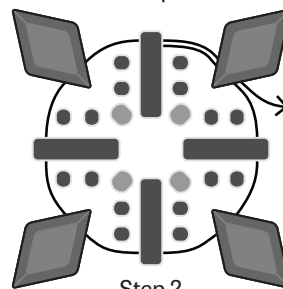
Earrings: Make two components and stitch small loops that connect to earwires.

Necklace: Stitch a small bail or add a jump ring that connects to a chain or strand of beads.

Bracelet: Connect multiple components at the tips or along the sides.



Step 1

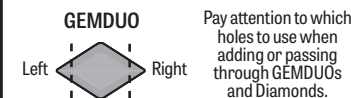


Step 2

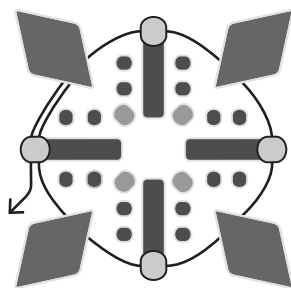
MATERIALS

- 4 CzechMates® Diamonds™ (A)
- 4 GEMDUOs (B)
- 1g TOHO® 15" Rounds, Color 1 (C)
- 1g TOHO® 15" Rounds, Color 2 (D)
- 1g TOHO® 11" Rounds (E)
- 1g TOHO® 8" Rounds (F)
- TOHO® One-G Thread

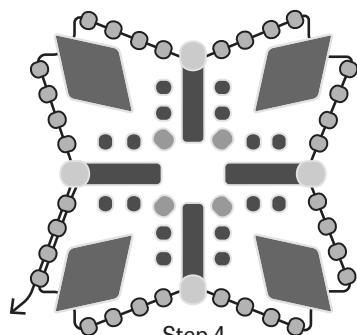
Component as instructed measures 7/8" wide and 7/8" tall.



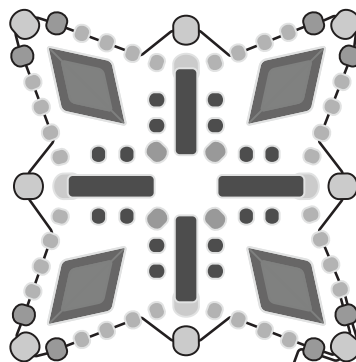
Pay attention to which holes to use when adding or passing through GEMDUOs and Diamonds.



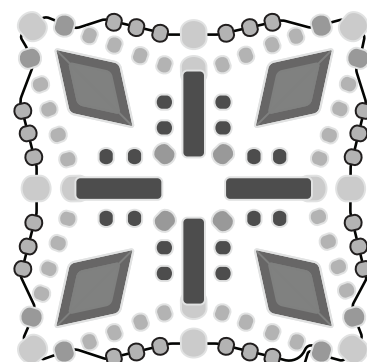
Step 3
Back Side



Step 4
Back Side



Step 5



Step 6