

# Triplet Pendant: Star Component

STARMAN  
TRENDSETTERS

DESIGNER COMPONENT SERIES

By TrendSetter Nichole Starman

Copyright 2018 © Starman, Inc. & Artist. Not licensed for digital distribution.  
Promotional use only—no resale of instructions permitted. Version 1.0

## A STAR WITH MANY USES

Make this versatile star component part of your next bracelet or earring design, or layer it with other elements in the Triplet Designer Component Series to create a pendant featuring TOHO® Demi Rounds™ and round seed beads.

### ABOUT THE ARTIST: NICHOLE STARMAN

Architectural Designer of Dimensional Beads and Jewelry



Nichole has been an integral part of the industry wholesaling Czech glass since the year 2000. She has produced some of the world's most notable styles and colors of beads. Nichole loves the infinite possibilities using the bead color palette to create wearable works of art. The introduction of TOHO® brand seed beads into her work has given new dimension to designing with Czech glass. Visit [www.facebook.com/nichole.starman.1](http://www.facebook.com/nichole.starman.1).



COLORWAY: TOHO 6° Demi Rounds Antique Bronze (TN-06-223); TOHO 6° Rounds Opaque-Lustered Lt Beige (TR-06-123); TOHO 8° Demi Rounds Inside-Color Rainbow Crystal/Pale Lavender-Lined (TN-08-786); TOHO 11° Demi Rounds Matte Color - Transparent Gold Luster - Montana Blue (TN-11-634F).

## INSTRUCTIONS

1. On 2' of thread, add five B, leaving a 4" tail. Form a ring and tie a knot against the tail. Pass through the first two B.
2. Add A, then pass through the next B; repeat four times. Pass through the first A added.
3. Add five C, then pass through the next A; repeat four times. Pass through the first five C added.
4. Add five D; pass through the next two C. Skip under the next C to form a pointed corner and pass through the following two C. Repeat from the beginning of this step four times.
5. Pass through all of the beads along the perimeter again, except for the third D of each five D set to form a point (not shown). Tie off both threads.

### 6. Component jewelry ideas:

**Necklace:** Add a jump ring to the loop created by a five D set, then pass a chain or ribbon through the jump ring.

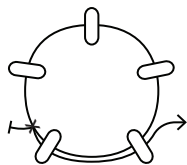
**Earrings:** Make two Star Components, then use jump rings to connect them to earwires.

**Bracelet:** Join multiple Star Components end to end with jump rings or by stitching them together.

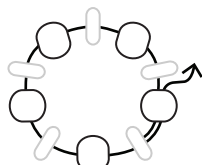
## MATERIALS

- 5 TOHO 6° Rounds (A)
- 5 TOHO 6° Demi Rounds (B)
- 25 TOHO 8° Demi Rounds (C)
- 25 TOHO 11° Demi Rounds (D)
- TOHO One-G Thread

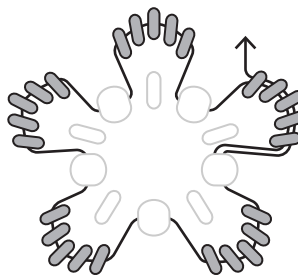
Component as instructed measures 3/4" wide.



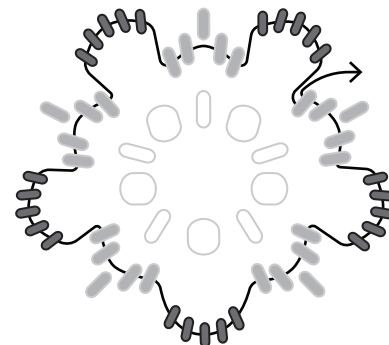
Step 1



Step 2



Step 3



Step 4